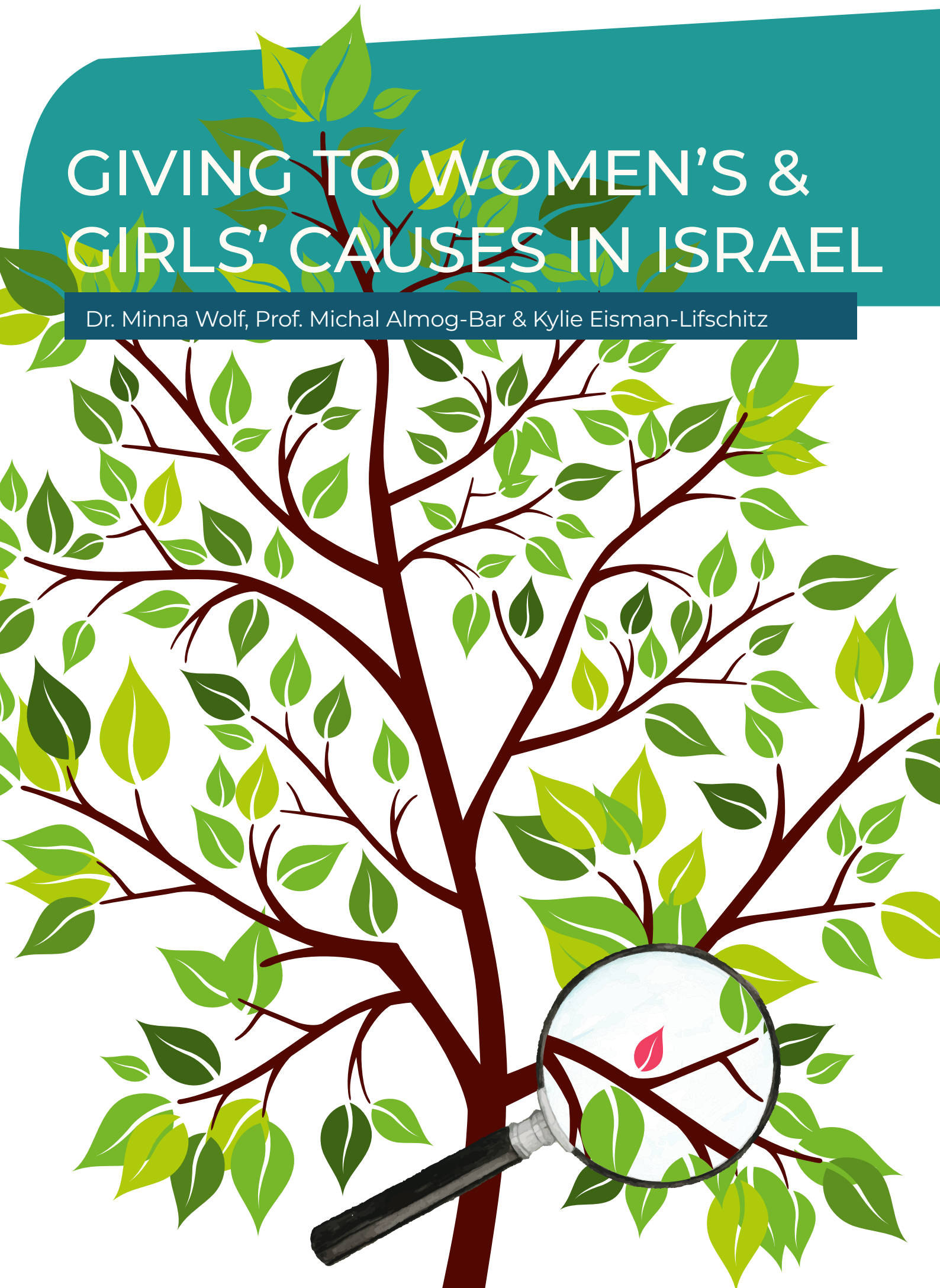


# GIVING TO WOMEN'S & GIRLS' CAUSES IN ISRAEL

Dr. Minna Wolf, Prof. Michal Almog-Bar & Kylie Eisman-Lifschitz



## CREDITS

**Dr. Minna Wolf** is a social scientist with over twenty-five years of experience in research and evaluation consulting. She works with educational organizations, institutions, and foundations across Israel and North America on social change projects.



Workwell was founded by management consultant **Kylie Eisman-Lifschitz**. Its clients include global companies and nonprofits, government and individuals.

Born out of a fascination with behavioral economics, and the way in which our decisions and behavior are shaped, Workwell aims to bring the insights of behavioral science to the practical world of leaders and managers, to help them motivate and influence others, to achieve their goals and create social impact.

[workwell.co.il](http://workwell.co.il)

Sponsored by [Workwell](#) | An Israel Women & Girls Project



**The Institute for the Study of Civil Society  
and Philanthropy in Israel**  
Hebrew University of Jerusalem

**Michal Almog-Bar**, Associate Professor with the School of Social Work and Social Welfare, is the Head of the Institute for the Study of Civil Society and Philanthropy in Israel, at the Hebrew University of Jerusalem.

The Institute for the Study of Civil Society and Philanthropy in Israel, at the Hebrew University of Jerusalem, was established in 2006 in partnership with the Israel-Joint Distribution Committee. The first academic research center of its kind in Israel, the Institute works towards enhancing knowledge in the fields of civil society, philanthropy and cross-sector partnerships.

The Institute works in cooperation with major philanthropic foundations and umbrella organizations in Israeli civil society as well as leading international research centers and scholars to study the various aspects and characteristics of civil society activity and philanthropy in Israel and abroad, and how these activities contribute to society.

[openscholar.huji.ac.il/s-wcivilsocietyen](https://openscholar.huji.ac.il/s-wcivilsocietyen)

Design: Jen Klor | [jenklor.com](http://jenklor.com)

[www.freepik.com](http://www.freepik.com)

# TABLE OF CONTENTS

KEY FIGURES .....	5
INTRODUCTION .....	6
1. THE TOTAL INCOME OF NONPROFITS PROMOTING WOMEN'S AND GIRLS' CAUSES .....	8
2. BUDGET SIZE OF NONPROFITS THAT SERVE WOMEN AND GIRLS .....	9
3. PHILANTHROPIC GIVING TO WOMEN'S ORGANIZATIONS .....	11
4. GOVERNMENTAL SUPPORT TO WOMEN'S ORGANIZATIONS .....	13
5. INCOME, PHILANTHROPIC AND GOVERNMENT SUPPORT BY ORGANIZATIONAL CATEGORY .....	13
6. ORGANIZATIONAL BUDGET BY AGE .....	18
7. EMPLOYEES AND VOLUNTEERS IN WOMEN'S NONPROFITS BY ORGANIZATIONAL CATEGORY .....	18
8. CONCLUSION .....	20





## KEY FIGURES

Israeli nonprofits that advance women and girls receive only 2.2% of overall nonprofit income.

Less than one percent (0.9%) of philanthropic giving goes to nonprofits advancing women and girls. 45% of this comes from abroad.

THE BIG 3: The three largest women's organizations receive more than 86.5% of total nonprofit income to women's organizations and they receive 92% of government funding to women's nonprofits. These organizations also spend significant amounts on youth and early childcare. **Without these three organizations, only 0.3% of nonprofit income goes to advance women and girls.**

Giving to women's causes without the Big 3 represents only a half of one percent (0.5%) of the total philanthropic giving to nonprofits in Israel, an exceptionally small share.

The vast majority of philanthropic funding is in the areas of welfare, health, and religion. **Organizations that deal with the advancement of: 1) training and employment; 2) advocacy, social and political change; 3) education and research; and 4) sports, arts and culture are relatively underfunded.**

The majority of nonprofits advancing women and girls (82.23%) have an annual budget of less than 2M shekel, limiting their potential impact for advancing women's and girls' causes.

# GIVING TO WOMEN'S & GIRLS' CAUSES IN ISRAEL

Dr. Minna Wolf, Professor Michal Almog-Bar & Kylie Eisman-Lifschitz

While women and girls comprise more than half of Israel's population, many remain marginalized and vulnerable. Israeli women earn less than men in all occupational fields and at all job levels, women are poorer than men, and women are significantly underrepresented in public arenas.<sup>1</sup> Yet, women constitute more than 50% of the population in Israel.<sup>2</sup> They contribute highly to Israeli society and the economy, and are key influencers in advancing other vulnerable populations.

Despite overwhelming challenges, women's and girls' causes are significantly underfunded worldwide. US-based research shows that only 1.6% of American charitable giving goes toward nonprofits helping women and girls.<sup>3</sup> However, there is no parallel data measuring giving to women's and girls' causes in Israel. This pioneering project sets out to measure and track the portion of public and nonprofit funding allocated to Israeli women and girls with the goal of gaining insight into what the allocation of funds within that segment tells us about the advancement of women and girls in Israel.

From an intersectional perspective, data indicate that Israeli women from vulnerable populations such as single mothers, women with disabilities, women in geographical and social peripheries, and Ultra-Orthodox, Palestinian, and Ethiopian Israeli women experience additional discrimination and exclusion.<sup>4</sup>

Available data shows that the Covid-19 pandemic adversely affected Israeli women. Rates of domestic violence increased dramatically, and working women were more likely to be

 Our data shows

that among 197 women's nonprofit organizations or organizations that primarily aid women, **the total income is 2,006,958,253₪**, representing **2.15%** of the total income among all nonprofits in Israel (93.4B₪).

1. The Gender Index 2020, Jerusalem: [Van Leer Institute](#).

2. Women constitute 50.54% of the Israeli population according to the data of the Central Bureau of Statistics.

3. [The Women & Girls Index 2020: Measuring Giving to Women's and Girls' Causes](#). Women's Philanthropy Institute, Indiana University.

4. Employment Diversity Index for 2018, published by the Equal Employment Opportunity Commission, Israel. See, also, [www.calcalist.co.il/local/articles/0,7340,L-3756537,00.html](http://www.calcalist.co.il/local/articles/0,7340,L-3756537,00.html)

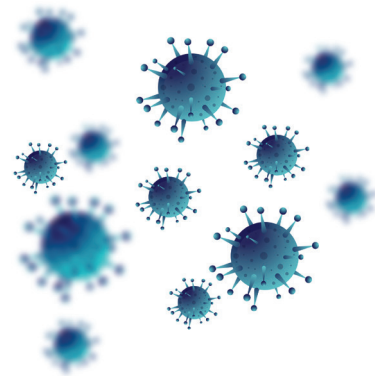
dismissed and unemployed.<sup>5</sup> Moreover, childcare during quarantines and lockdowns relied heavily on women's labor, resulting in higher levels of stress and anxiety among women.<sup>6</sup> In addition to women themselves being affected by the pandemic, many projects supporting or advancing women took a financial hit, forcing them to decrease their activities.

A significant challenge facing this enterprise is that there is no comprehensive data on philanthropic giving in Israel and even less available on giving to women's and girls' causes. This lacuna reflects a lack of attention and investment in this issue.

The information presented in this snapshot is based on data collected from publicly available records of giving to registered nonprofits that advance women's and girls' causes in Israel.

## METHODOLOGY

We mapped over 300 initiatives that assist women and girls in Israel, many of which are forums, Facebook communities and networking initiatives. Our data analysis is based on **197** nonprofits with publicly listed budgets, accurate as of 2019 (with some updated to 2020), and another **27** with no budget information, for a total of **224** nonprofits focused on women's causes. We used the Yodaat ([www.yodaat.org](http://www.yodaat.org)) and Guidestar-Israel ([www.guidestar.org.il](http://www.guidestar.org.il)) websites to locate organizations for women's causes. Within Guidestar-Israel, we searched under "amutot" (the Hebrew word for nonprofit associations) and used "target population" to filter for women. Worth noting, there is no category for women's organizations when searching within Guidestar-Israel, and women appear only as a sub-demographic under the target population section. At the time of our searches within Guidestar-Israel, there were a total of 36,009 listed amutot, 1038 that surface when filtering for women as a target audience. However, most of these organizations do



Many organizations list "women" as one of several target populations served. The focus of this report is on organizations that primarily serve and aim to advance women and girls.

5. Behind the Numbers: How the Coronavirus Affected Women in Israel, 2020, Hasson and Ben Eliyahu, Adva Center.

6. The Gender Index 2020, Jerusalem: Van Leer Institute.


not primarily serve women and girls. The organizations list “women” as one of many target populations served. In this report we have focused on organizations that primarily serve and aim to advance women and girls.<sup>7</sup>

## 1. THE TOTAL INCOME OF NONPROFITS PROMOTING WOMEN’S AND GIRLS’ CAUSES

### Very small share of total income of Israeli nonprofits

Our data shows that among 197 women’s nonprofit organizations or organizations that primarily aid women, **the total income<sup>8</sup> is 2,006,958,253₪**, representing **2.15%** of the total income among all nonprofits in Israel (93.4B₪).<sup>9</sup>

However, this sum relies heavily on three nonprofits – Wizo, Na’amat and Emunah, whose budgets **account for 86.5% of all income to women’s organizations in Israel**. Significantly, the main operations of these organizations focus on the management of childcare centers, rather than specifically advancing women and girls. **If we further break down the budget, the total remaining income among women’s nonprofits is only**



Women’s organizations receive 2.15% of the total income among all nonprofits in Israel. Of that, 86.5% of all income goes to just three women’s organizations.

7. The organizational budgets that we analyzed represent data prior to the Covid-19 pandemic. We know that the situation of many nonprofits worsened during the pandemic, yet there is no available data on these changes. There is also no publicly available information about projects for women within nonprofits which are not primarily advancing women’s causes. Also worth noting, while Guidestar-Israel provides highly informative data, there are some limitations to it. For instance, the field of activity categories are reported by the nonprofits themselves and sorted by Guidestar-Israel. Thus, while some nonprofits are active in several categories, they are sometimes listed within Guidestar-Israel as serving only one category. This means that nonprofits who are active in the fields of welfare and advocacy, for example, may only be listed under one of field of activity. This creates some vagueness regarding women’s nonprofits and their activities.

8. Total income is based on figures reported in Guidestar-Israel and include the following categories: government subsidies and support; services to the government; services to local government; support from local government; other subsidies and support; general services; donations from Israel; donations from abroad; membership fees; and other general income. In 2020 the category of in-kind donations appeared in Guidestar-Israel as well.

9. Shnaton HaAmutot, 2018, p.22.

**272,102,223₪, representing 0.29% of the total income of all nonprofits in Israel.<sup>10</sup>**

## 2. BUDGET SIZE OF NONPROFITS THAT SERVE WOMEN AND GIRLS

### Small budgets among relatively small organizations

Among nonprofits focused on women's causes with publicly available budget information:

- **162 (82.23%) have an annual budget of less than 2M shekel.**
- 35 (17.77%) have a budget of more than 2M.<sup>11</sup>
- Two of the 197 organizations (1.02%) currently provide services with no budget.
- Only three organizations (1.52%) have a budget of more than 23M. As noted earlier these three organizations (Wizo, Na'amat and Emunah) make up 86.44% of all income to women's causes.

Overall, the majority of nonprofits promoting women's causes in Israel are small organizations in terms of the size of their budgets, thus limiting their potential impact for advancing women's and girls' causes.



The total income among women's nonprofits outside "The Big 3" is only 272,102,223₪,

representing 0.29% of the total income of all nonprofits in Israel.

10. We made the decision to report the data both with and without the budgets from three organizations (Wizo, Na'amat and Emunah) as their budgets not only account for over 86% of all income to women's organizations and therefore distort the snapshot of giving to women's organizations in Israel, but also because while the publicly stated goals of each of these organizations is assisting and promoting women, we know that these organizations allocate a large proportion of their budgets to childcare facilities and education. While we attempted to reach the organizations by email for budget breakdowns (to better understand what is going to actual women's causes), we did not receive a response from any of them.

11. 16 of 35 nonprofits with budgets over 2M shekel fall under the category of welfare, seven under health, five under education, three under religion, one each under sports; advocacy, social & political change; community & society; and training & employment.



**0.29%**

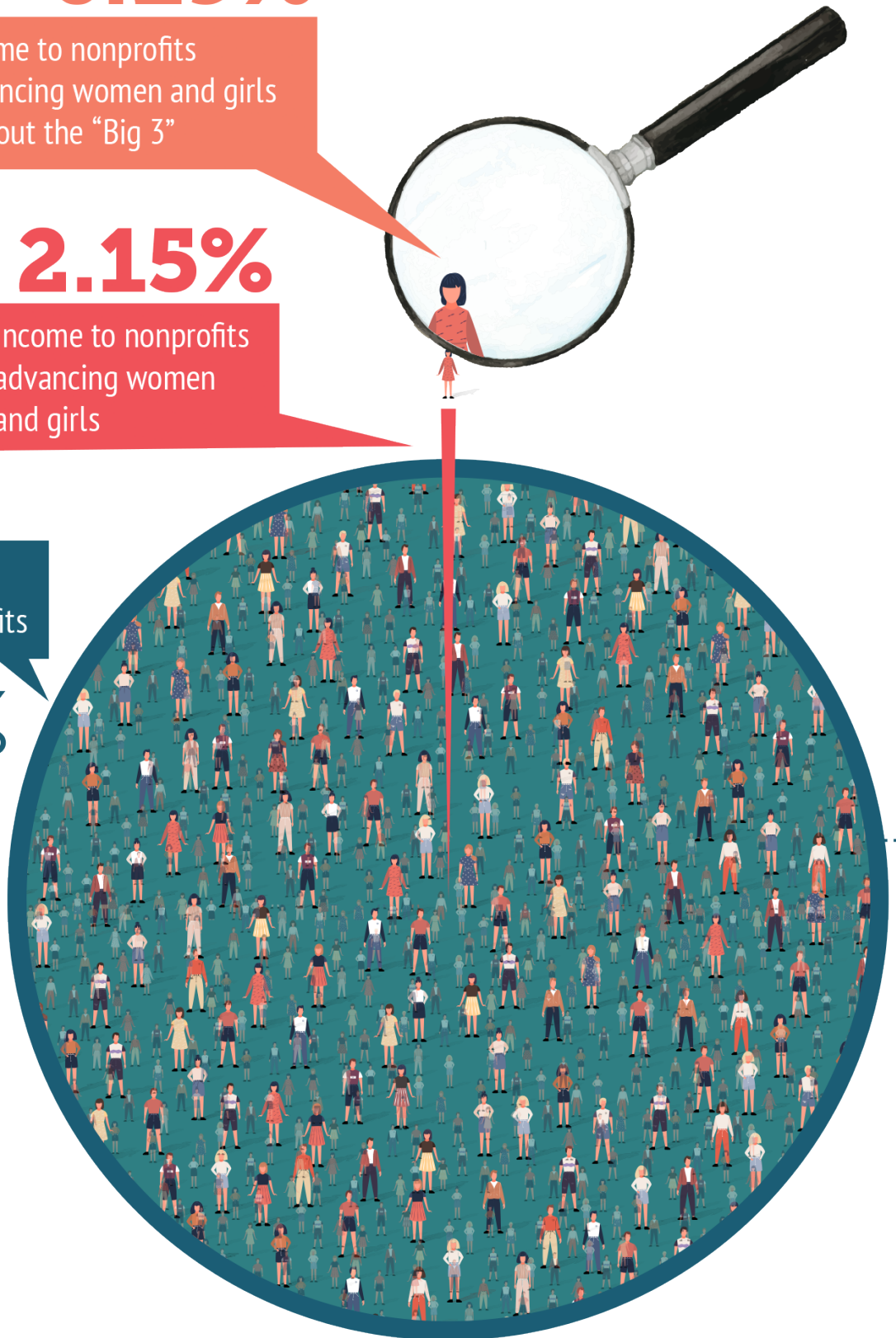
Income to nonprofits  
advancing women and girls  
without the "Big 3"

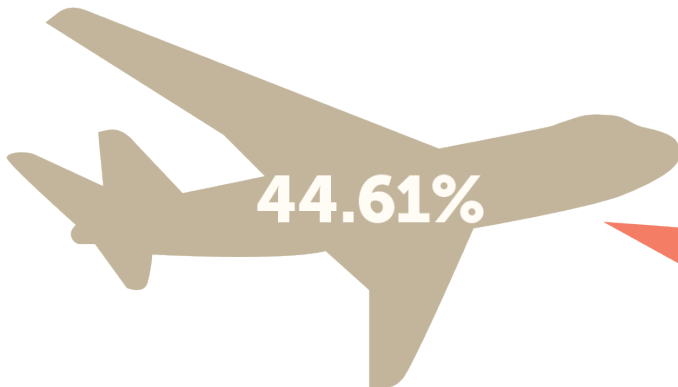
**2.15%**

Income to nonprofits  
advancing women  
and girls

Total income to all  
other Israeli nonprofits

**97.85%**





of philanthropic giving to women's causes comes from overseas sources



For every **100 ₪** of philanthropic giving

less than **1 ₪** goes to help advance women and girls





### 3. PHILANTHROPIC GIVING TO WOMEN'S ORGANIZATIONS


#### Less than one percent of total philanthropic giving to nonprofits in Israel

The total **philanthropic giving** to nonprofits advancing women's causes in Israel is **189,355,480₪**, representing **9.43%** of the total income to women's causes, which is much smaller than the overall share of philanthropic giving to nonprofits in Israel (**22%**).<sup>12</sup>

- **The total philanthropic giving to nonprofits advancing women's causes accounts for less than one percent (0.91%) of the total philanthropic giving to nonprofits in Israel (20.7B₪).**<sup>13</sup>
- **55.39%** of philanthropic giving to women's causes comes from domestic Israeli sources.
- **44.61%** of philanthropic giving to women's causes comes from overseas sources.

However, the philanthropic picture changes dramatically when we remove the three organizations with the largest budgets (the "Big 3"). The total philanthropic giving to women's causes without these three organizations is much smaller, **107,586,480₪**, accounting for **39.54%** of the total income to nonprofits advancing women's causes, which is larger than the 22% of philanthropic giving to nonprofits in Israel. Meaning, these nonprofits are highly reliant on philanthropy for their services and activities.

- **Giving to women's causes without the organizations with the top three budgets represents only a half of one percent (0.52%) of the total philanthropic giving to nonprofits in Israel, an exceptionally small share.**
- **65.09%** of philanthropic giving to women's causes comes from domestic Israeli sources.



The total philanthropic giving to nonprofits advancing women's causes accounts for less than one percent (0.9%) representing 9.5% of the total income to women's causes.

12. [Shnaton HaAmutor](#), 2018, p. 23.

13. "Israeli Nonprofits Yearbook 2018"

- **34.91%** of philanthropic giving to women causes comes from overseas sources.

The chart on page 14-15 provides philanthropic giving breakdowns per category.

#### 4. GOVERNMENTAL SUPPORT TO WOMEN'S ORGANIZATIONS

##### High support to traditional causes, low support to progressive causes

Among organizations with a budget, 71 of 195 (36.41%) of women's organizations receive government support.<sup>14</sup> Government funding to women's causes amounts to 1,084,153,393₪, 56% of their combined total budgets. Noteworthy, the three organizations with the largest budgets receive 91.93% of all the government funding to women's causes (996,656,000₪). The remaining 87,497,393₪ accounts for 43.48% of the combined total budgets of the other 68 nonprofits.<sup>15</sup> These data show that the vast majority of government support to women's causes is actually split with other causes such as early childcare and youth education and that the real allocation to advance women and girls is much smaller than initially appears.



The three organizations with the largest budgets receive 91.93% of all the government funding to advance women and girls in Israel.

#### 5. INCOME, PHILANTHROPIC AND GOVERNMENT SUPPORT BY ORGANIZATIONAL CATEGORY

We included 197 nonprofits for women's causes with budget information and the 27 nonprofits without publicly accessible budget information for count purposes (n =224).

14. Categories included in government support: government subsidies and support; services to government; services to local government; support from local government.










15. Among all nonprofits supporting women's causes and receiving government funding, 18 are categorized as welfare organizations, 10 as community & society, eight as sports, seven each as health, religion, and education, five as advocacy, social & political change, four as training & employment, three as arts & culture, one as volunteer, and one as a business initiative organization.

We analyzed data by field of activity for different data areas. Organizational fields of activity include: Health; Religion; Training & Employment; Education & Research; Advocacy, Social & Political Change; Community & Society; Welfare; Sports, Arts & Culture; Other. (We merged Sports and Arts & Culture for purposes of comparisons with the Shnaton.)<sup>16</sup> These categories are based on Guidestar-Israel categorizations. The seven nonprofits in the “Other” include the following fields of activity: Business initiatives (3); Scholarships (2); Voluntarism (1); Consulting (1).

Income data for Wizo, Na’amat (Education) and Emunah (Welfare) are omitted from the reporting in the chart below,

16. Shnaton HaAmutot, 2018



	# of Women's NPOs (Total # NPOs)	Total income to women's NPOs millions ₪	% of income per category	Total income to all NPOs in Israel per category ₪
 Health	30 (592)	48.3	17.8%	12.8B
 Religion	21 (4,942)	37.8	13.9%	7.7B
 Training & Employment	10 (*)	12.1	4.4%	*
 Education & Research	15 (2,989)	46.4	17.1%	35.1B
 Advocacy, Social & Political Change**	11 (251)	10.6	3.9%	1.2B
 Community & Society	54 (*)	16.5	6.1%	*
 Welfare	45 (1,754)	82.4	30.3%	9.9B
 Sports, Arts & Culture ***	31 (3,935)	16.6	6.1%	14.2B
 Other	7 (*)	1.4	0.5%	*

\* There is no comparable data from the Shnaton HaAmutot 2018.










\*\* Comparable Shnaton HaAmutot 2018 category is “Advocacy.”

\*\*\* Comparative Shnaton HaAmutot 2018 category is “Culture, Sport, Leisure.”

though these organizations are included in the count (i.e., # of nonprofits: women’s causes, column one). We omitted their budgets as they skew the data dramatically; we do not have an accurate breakdown of funding usage within their budgets. For example, when the data for these three organizations is included, 74% of the total income for all women’s organizations goes to education, 19% to welfare and 2% to health, but without the big three, 17% goes to education, 30% to welfare and 18% to health nonprofits.

The data in the table show that most nonprofits advancing women’s causes are active in the fields of social services. This includes the fields of health, welfare, community &



	Philanthropic Giving to women NPOs Millions ₪	% of Philanthropic giving per category	Total philanthropic giving to NPOs in Israel per category ₪	% gov’t funding to women’s NPOs per category
 Health	28.9	26.8%	1.4B	4.0%
 Religion	16.1	15.0%	4.4B	4.1%
 Training & Employment	4.6	4.3%	*	2.5%
 Education & Research	6.5	6.0%	4.3B	42.5%
 Advocacy, Social & Political Change**	8.1	7.6%	7.97M	1.3%
 Community & Society	11.3	10.5%	*	.6%
 Welfare	30.8	28.7%	3.5B	40.5%
 Sports, Arts & Culture ***	1.2	1.1%	2.7B	4.5%
 Other	0.1	.08%	*	0.04%

society, and education. These fields of activity represent more traditional services for women. However, other fields of activity such as advocacy and training & employment that aim to advance women's status in society are relatively small. Looking at organizational budget by field of activity, we see that nonprofits in the field of religion (a medium sized field in terms of the number of active nonprofits), have a larger budget compared to other fields of activity. Nonprofits active in the field of: advocacy; training and employment; and sports, arts and culture have relatively small budgets.

Regarding philanthropic giving to different fields of activity, we see that the giving to health and welfare nonprofits

## PHILANTHROPIC GIVING TO WOMEN'S NONPROFITS BY FIELD OF ACTIVITY- MILLIONS ₪



ADVOCACY, SOCIAL & POLITICAL CHANGE 8.1



TRAINING & EMPLOYMENT 4.6



SPORTS, ARTS & CULTURE 1.2





constitutes more than half of all philanthropic giving to organizations promoting women's causes. Nonprofits active in the field of religion also receive a relatively large share of the philanthropic giving to women's causes (15%), while nonprofits in other fields of activity such as: advocacy, education, training and employment; and sports, arts and culture receive less philanthropic funding. In fact, the field of religion receives more philanthropic giving than the fields of: advocacy, social and political change; training and employment; and sports, arts and culture combined. Again, the picture emerging is of more traditional activities for women, such as welfare, child support, and religious services, getting most of the philanthropic funding, while more progressive activities such as: advocacy; social change; and sports, arts and culture receive little philanthropic support.

Finally, regarding governmental funding, not surprisingly, the vast majority goes to nonprofits in the fields of education and welfare (83% of all government funding

Women's organizations in the category of religion receive more philanthropic giving than

the fields of advocacy, social & political change, training & employment, and sports, arts & culture combined.



COMMUNITY & SOCIETY 11.3



EDUCATION & RESEARCH 6.4

to nonprofits for women's causes, almost evenly split between the two fields). Nonprofits in other fields of activity such as: advocacy, training and employment; sports, arts and culture; and community and society receive very little governmental funding. Here too, government supports nonprofits that operate in traditional women's activity fields ten times more than those in progressive fields.



The government supports nonprofits that operate in traditional women's activity fields ten times more than those in progressive fields.

## 6. ORGANIZATIONAL BUDGET BY AGE

Among all nonprofits supporting women's causes, the average year of establishment is 2006, or 15 years old (n=224). Among nonprofits with reported budgets and who are at least fifteen years old (n=93) the average budget is 2,302,027₪ (excluding the three largest budgets), with a median budget of 973,525₪. In comparison, among younger organizations (n=104) the average budget is 557,824₪ (four times less than older organizations) with a median of 160,052₪ (six times less than older organizations). Again, data clearly shows that most nonprofits advancing women's causes in Israel are small in size, limited in their activities, and leaning on tight budgets. Even veteran and more established nonprofits, which we would expect to have better established networks of funders over the years, maintain very small budgets.

## 7. EMPLOYEES AND VOLUNTEERS IN WOMEN'S NONPROFITS BY ORGANIZATIONAL CATEGORY

### Lean Human Resources

An important measure for nonprofit capacity is human resources. Data shows that Israeli nonprofits advancing women's causes are lean on human resources, with a median number of 10 employees and 20 volunteers per nonprofit (n = 224).<sup>17</sup> These are lower rates than the average number of employees and volunteers in Israeli nonprofits.<sup>18</sup>

17. Organizations who do not list the number for volunteers or workers are excluded from the computation as we cannot assume a "0" value.

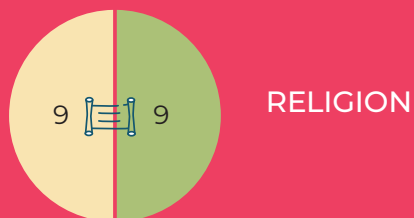

18. Shnaton HaAmutot, 2018



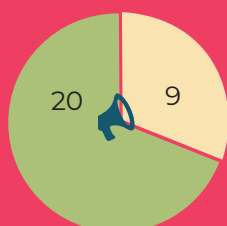
## LEAN HUMAN RESOURCES

● Median # employees

● Median # volunteers



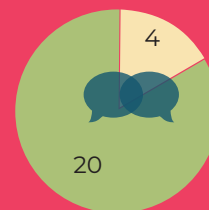
**ADVOCACY, SOCIAL & POLITICAL CHANGE**



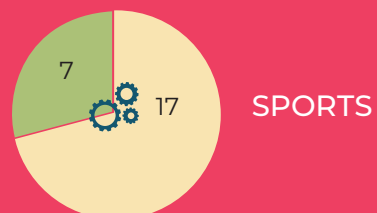
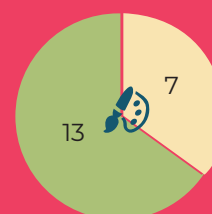
● Median # employees

● Median # volunteers

**COMMUNITY & SOCIETY**



**ARTS & CULTURE**



## 8. CONCLUSION

While there are several nonprofits in Israel primarily focusing on advancing women's causes, the vast majority are small organizations with lean budgets, relying on low human resources, and limited organizational capacities.

The philanthropic giving to these organizations is minimal in comparison to giving to other nonprofits and causes in Israel. Most government support as well as philanthropic giving are directed at supporting traditional women's spheres such as supporting childcare for women and welfare services to needy women. Very little is being invested in advancing women's and girls' status in Israeli society.

Given the disadvantageous situation of women in Israel, especially for those from weaker and marginalized communities, and especially because of the Covid-19 pandemic, this information should raise questions for organizations, government, donors, and foundations interested in changing the lives of girls and women in Israel. While there is a surge of innovative and entrepreneurial activity to advance women and girls in Israel (as manifested in the large number of nonprofits and projects), these important activities are unable reach their potential due to a dearth in financial support and other capacity barriers.

We intend to further study the philanthropic giving to women's causes in Israel to deepen our understanding of this understudied topic, to shed light on the factors impacting philanthropic giving to women, to develop new innovative solutions to foster giving to these important causes, and to support and advance women and girls in Israel.



We intend to further study the philanthropic giving to women's causes in Israel to deepen our understanding of this understudied topic.



**T H E H E B R E W U N I V E R S I T Y O F J E R U S A L E M**

**The Institute for the Study of Civil Society and Philanthropy in Israel**

---

**Founded by the American Jewish Joint Distribution Committee (JDC)  
and the Hebrew University**

**The Paul Baerwald School of Social Work and Social Welfare**

Sponsored by [Workwell](#)  
An Israel Women & Girls Project